



T H E R H I N O D O O R

RHINO ALUMINIUM



C O N T E N T S

Introduction.....	3
Features.....	5
Options & Finishes.....	7
Styles.....	9
Colour & Handle Options.....	13
Keyless Entry.....	15
Winkhaus AV3 Locking System.....	17
Yale 3 Star Cylinder.....	19
Enquiries.....	21

With a wide choice of flush and glazed in door slabs, the Decalu88 Entrance Door is defined by contemporary sightlines and sophisticated styling.

It also delivers exceptional through-life performance with a maximum bowing tolerance of only 2.5mm under heat stress. This means it won't bow or stick, regardless of the temperature outside, removing limitations on door design, including the specification of dark colours on south facing elevations.

Our entrance doors bring many benefits including aesthetics, security, functionality, and performance. Engineered to the highest industry standards, Rhino Aluminium offer a wide array of design options; from the sleek and subtle, to superior and grand contemporary designs.

Our entrance doors bring many benefits including aesthetics, security, functionality, and performance. Engineered to the highest industry standards, Rhino Aluminium offer a wide array of design options; from the sleek and subtle, to superior and grand contemporary designs.

BASIC PRINCIPLES

- Strong & durable finish
- Solid & secure
- Contemporary designs
- Flush finish with minimal gasket sightline
- Concealed drainage

DESIGN FEATURES

- ULTRA SECURE NON BEADED, STRUCTURALLY BONDED PANEL
 - 59MM PANEL DEPTH
- LAMINATED SAFETY GLASS - 50MM TRIPLE GLAZED
 - ARGON GAS
- STIRLING STAINLESS BAR HANDLES
- WINKHAUS AV3 AUTO LOCKING WITH KEY OPERATION
- YALE ANTI BUMP KEY CYLINDER WITH INTERNAL THUMB TURN OPTION
- DR HAHN ROLLENBAND AT 2-PART SECURITY HINGE SYSTEM & HINGE HORNS
 - THERMALLY BROKEN ALUMINIUM PROFILE SYSTEM THROUGHOUT
 - GROOVED & TAILED FINISH OPTIONS



OPTIONS & FINISHES

We offer a wide range of designs, colours and additional features; such as curved handles, finger point entry, and unique & bespoke colour designs.

FINISHES TO COMPLEMENT ANY THEME

GLASS OPTIONS

All of our glazing is triple glazed as standard, but we offer 2 different glass options to best suit your entrance.

- OUR OBSCURED OPTION AVAILABLE IS A SATIN FINISH ALSO KNOWN AS SAND BLAST, WHICH GIVES 100% PRIVACY, YET ALLOWS PLENTY OF LIGHT TO PASS THROUGH
- OUR FULLY TRANSPARENT PANELS ARE UNCOLOURED AND UNTINTED




THE TAILED FINISH

Using precise craftsmanship, this feature is unique to Rhino Aluminium, and really does enhance the grand appearance of a property entrance.

STYLES



BORNEO



NAKURU



SAVANNAH
5 TAILED



SUMATRA



KULON
GROOVED



KULON



JAVA



TANZANIA



BALI
4 TAILED



MOWSAMBIQUE
TAILED



ANGOLA



MALAWI

European design, British manufacturing



SPECIFICATIONS & TECHNOLOGY

THE RHINO ENTRANCE DOOR

The Rhino Entrance Door is a modern and contemporary take on the standard front door. With our unique thermal break design, high levels of thermal and acoustic insulation and a low threshold option to comply with Part M regulations, our doors improve thermal performance and will satisfy most architectural requirements. Dimension options up to 1200mm in width and 2400mm in height, and a full range of customisable hardware is available.



DESIGN FEATURES

- Slim outer frame
- Flush Finished Frame
- Automatic Multi-Point Locking
- Width option upto 1200mm and height upto 2400mm
- Key operation locking system

OPTIONS

- AV3 Autolock Mechanical Operation
- Low Threshold Option
- 12 Contemporary Styles and Designs
- Various Textured Finish Colour Options
- eKey Entry Available
- Stainless Steel Hardware
- Detail finishes
- Range of Configurations

SPECIFICATIONS

Performance and accreditation

Uw-Value (Triple Glazing)	1.0 W/m ² K - Part L & Future Homes ready
Air Permeability	NBN EN12207 (Class 4)
Water Tightness	NBN EN12208 (450 Pa)
Wind Resistance	NBN EN12210 (Class C4)
Security	Kitemarked PAS24

Size Limits

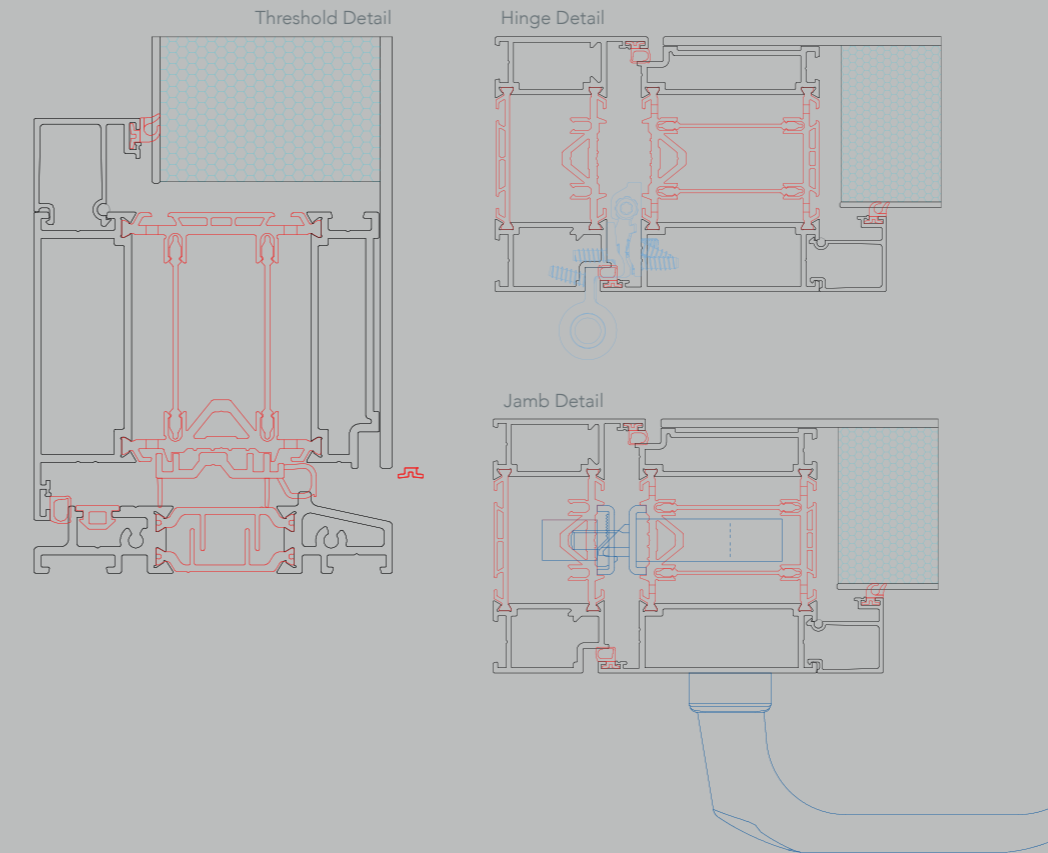
Max Sash Weight	150 Kg
Max Sash Dimension	1200mm (w) 2400mm (h)

System Features

Dual Colour Option	✓
Multi-point Locking	✓
Glazing Options	50mm Triple Glazed

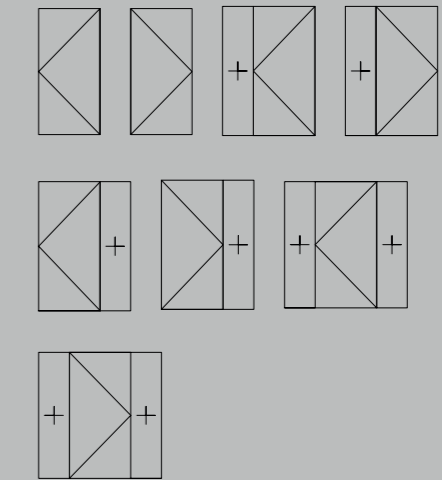
CAD CROSS SECTIONS

Thermal breaks shown in red.

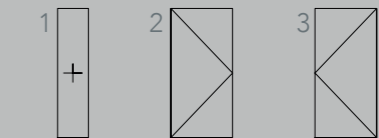


CONFIGURATIONS

The diagrams shown here illustrate some of the configurations achievable with the Rhino door.



KEY



1) Fixed Panel 2) Hinged Right 3) Hinged Left

HIPCA WHITE




RAL 9910

ANTHRACITE GREY



RAL 7016

JET BLACK



RAL 9005

The Rhino Door has 3 standard colours which are available from stock with no additional colour surcharges.

- THE STANDARD RANGE OF COLOURS CONSIST OF - HIPCA WHITE
- ANTHRACITE GREY
- JET BLACK
- TEXTURED FINISH AS STANDARD

Should your entrance require a colour alternative to our standard three, below are some more options available at an additional cost. Non-standard colours can add up to 4 weeks to the production time. Further textured RAL colours may be available on request, please contact us for more information.

PURE WHITE




RAL 9010

TRAFFIC WHITE




RAL 9016

CREAM




RAL 9001

OYSTER WHITE



RAL 1013

LIGHT GREY




RAL 7035

GREY ALUMINIUM



RAL 9007

DUSTY GREY




RAL 7037

WHITE ALUMINIUM



RAL 9006

SILK GREY




RAL 7044

PEBBLE GREY




RAL 7032

YELLOW GREY




RAL 7034

GREY BEIGE




RAL 1019

LIGHT IVORY



RAL 1015

QUARTZ GREY




RAL 7039

PALE GREEN




RAL 6021

MOSS GREEN




RAL 6005

FIR GREEN




RAL 6009

OLIVE GREEN




RAL 6003

SEPIA BROWN



RAL 8014

UMBRA GREY



RAL 7022

WINE RED



RAL 3005

PURPLE RED




RAL 3004

GENTIAN BLUE




RAL 5010

GRAPHITE GREY



RAL 7024

BLACK GREY



RAL 7021

COLOUR OPTIONS

HANDLE OPTIONS

Rhino Aluminium offer four types of handle, as detailed. These are high quality brushed stainless steel, providing a sublime finish to the doors.

- FLAT BAR HANDLE
- FLAT CURVED BAR HANDLE
- ROUND INLINE BAR HANDLE
- BOW HANDLE

- THE BAR HANDLE LENGTHS ARE AVAILABLE IN 1000MM, 1200MM & 1600MM
- BOW HANDLE LENGTH 585MM

Brushed stainless steel cylinder escutcheons matched to exterior handle and internal lever handles come as standard with any Rhino Door.





KEYLESS ENTRY

State-of-the-art access solutions are a fundamental feature of advanced building concepts, and the first impression counts. The RHINO door can be fitted with optional keyless entry from Europe's premier keyless entry provider ekey.

Made in Austria, all ekey products undergo a rigorous endurance test before they reach the market. The test involves intensive simulations of blazing heat, biting cold, and high humidity, and every finger scanner is subjected to these conditions, along with all of its components, countless times before reaching the customer.

- THE MOST SECURE, MOST CONVENIENT WAY OF ENTERING A HOUSE
- EXTENSIVE PRODUCTION, MANUFACTURING, AND FUNCTIONAL TESTING (ZERO TOLERANCE)
- TESTING FOR ENVIRONMENTAL AND TEMPERATURE RESISTANCE
- VIBRATION AND SHOCK-TESTED
- TESTED FOR PENETRATION OF WATER AND MECHANICAL PARTS
- QUALITY MANAGEMENT SYSTEM IN ACCORDANCE WITH EN ISO 9001:2008
- CAN STORE UP TO 99 FINGERPRINTS OR CODES
- CAN BE USED TO CONTROL FROM 1 TO 3 FUNCTIONS (E.G. DOOR, GATE AND ALARM SYSTEM)
- OPERATE BY USING THE EKEY HOME APP (EKEY FINGER SCANNER INTEGRA BLUETOOTH)
- OPTIONAL CARD ACCESS (RFID)



INTEGRA




For cavity wall or outlet mounting and integration into doors.

WALLMOUNT



The model to suit any requirement.

KEYPAD



The ekey codepad serves as an alternative to the fingerprint scanner.

WINK HAUS

AV3 LOCKING SYSTEM

With over 160 years experience in producing locking systems for the world market, Winkhaus is a market leader. Producing innovative security solutions to meet the challenges of tomorrows rapidly changing security and ease of use requirements.


Superbly engineered and manufactured in Germany the AV3+ Locking system is approved by the Police 'Secured by Design' security initiative. This important independent endorsement is an essential requirement of the Association of British insurers.



- DUAL HOOK FOR ADDED SECURITY & DYNAMIC CONTACT PRESSURE
- SMOOTH OPERATION WITH A TIGHT SEAL
- MAGNETIC TRIGGER IN COMBINATION WITH SAFETY PIN MINIMISES SCRATCHING
- FAIL-SAFE FUNCTION PREVENTS HOOKS FROM FALLING OUT
- HOLIDAY LOCKOUT FUNCTION FOR IMPROVED SECURITY
- APPROVED ACCORDING TO VDS CLASS B
- AS 3-POINT LOCKING SYSTEM RC2 COMPATIBLE TO DIN EN1627-30



MORE SECURITY AT YOUR DOOR



RHINO ALUMINIUM



YALE 3 STAR CYLINDER

The Yale Platinum 3 Star Euro Profile cylinder is a TS007 3 star Kitemarked Anti-Snap security product to provide maximum security against known cylinder attack methods.

The Platinum 3 Star cylinder is independently tested by BSI to be awarded the British Kitemarked TS007:2014 3 star accreditation.

Specification

- TS007 2014 3 STAR APPROVED
- KM559658
- BSEN1303:2005 APPROVED
- ANTI-SNAP, SACRIFICIAL FRONT SECTION
- ANTI-PICK, ANTI-BUMP, ANTI-SCREW, ANTI-PULL AND ANTI-DRILL EURO RETROFIT CYLINDER



ANTI-SNAP

A small section of the cylinder is sacrificed under attack, leaving the remainder of the cylinder intact, and your door safely locked

ANTI-BUMP

Specialised side pins provide bump resistance

ANTI-PICK

Unique multi shear-line technology designed to resist lock picking and bumping

HORIZONTAL KEYWAY

With reversible flat key for easy key entry

CERTIFIED

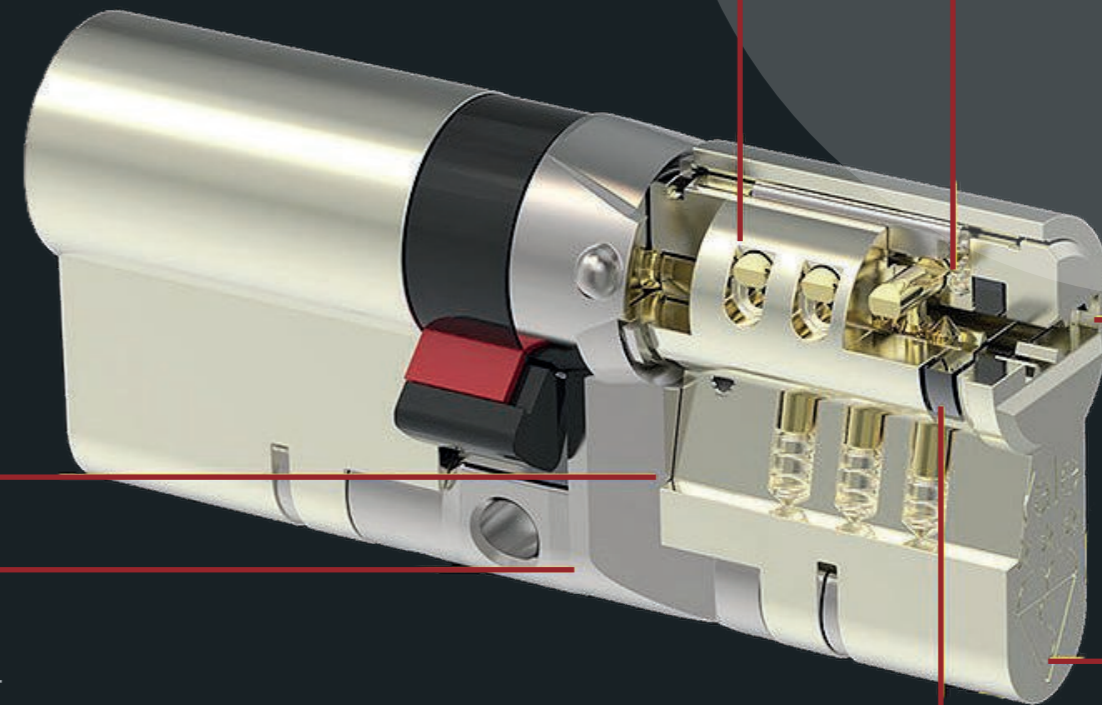
Approved to TS007:2014 3 star - the highest certifiable level.

INNER STRENGTH

The dedicated central bridge delivers unparalleled inner strength to the cylinder providing protection even if the cylinder is attacked from the outside

ANTI-DRILL

Hardened steel protection incorporated within the cylinder provides heavy resistance against drill attacks





ENQUIRIES

01843 44 66 79 |
info@rhinoaluminium.co.uk |
www.rhinoaluminium.co.uk |



RHINO
ALUMINIUM